

Committed to Excellent Outpatient Rehabilitation Care

The Ohio State University Wexner Medical Center Outpatient Neurologic Rehabilitation

Accredited by the Commission on Accreditation of Rehabilitation Facilities since 1987

Outpatient Neurologic Rehabilitation at The Ohio State University Wexner Medical Center offers comprehensive rehab and treatment to patients with diagnoses from neurodegenerative conditions to complex spinal cord injuries, brain injury and stroke.

The Ohio State Wexner Medical Center Outpatient Rehabilitation Program uses innovative methods to improve health and function and to help people adapt to life changes resulting from disease, trauma, or congenital deficits. Treatment is provided by an interdisciplinary team, and includes patients, families and caregivers are integral members of this team. All team members facilitate patient self-advocacy and reintegration into home, community, school and work environments by addressing impairments and disabilities.

Therapy team members are responsible for maintaining the highest standards of ethical practice. Our Neurologic Rehabilitation specialists regularly refine their knowledge and clinical skills through continuing education, teaching, research and organizational training activities. Ongoing innovation, quality improvement, and program evaluation ensures excellence in patient care and treatment.

Our Outpatient Rehabilitation program is accredited through the annual CARF International Surveying process, which means we have demonstrated compliance to proven standards for business practices and are strongly committed to continuous quality improvement. Our program began its legacy of CARF accreditation in 1987, and we continue to maintain the high standards of CARF accreditation. Our most recent accreditations include:

Comprehensive Outpatient Medical Rehabilitation

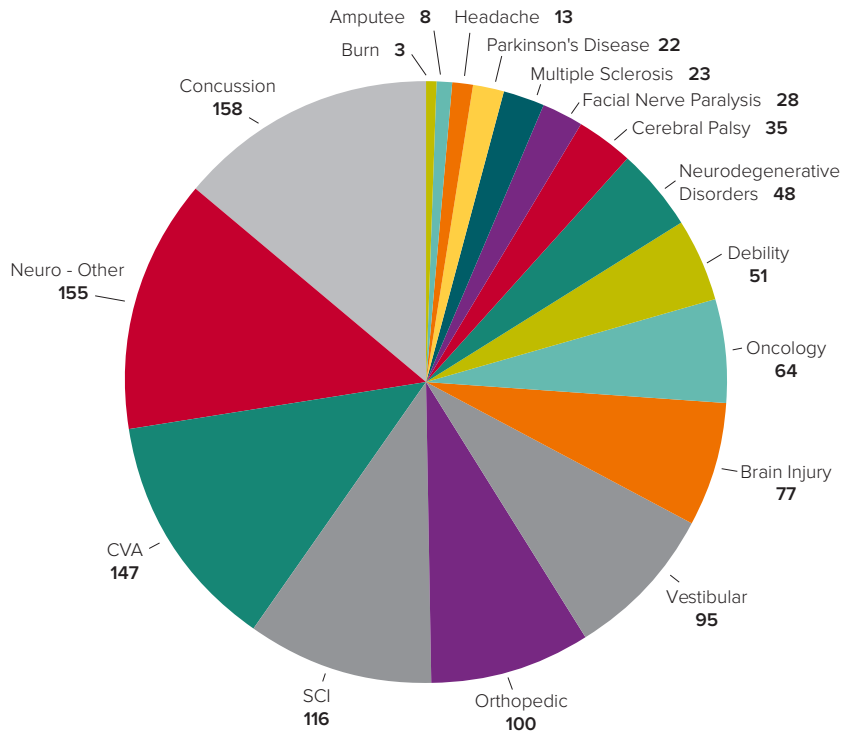
Brain Injury Specialty Program

Spinal Cord Injury Specialty Program

Stroke Specialty Program

*First and Only Outpatient Facility to be
awarded the Stroke Specialty Program
Accreditation in Ohio.*

Patient Diagnosis Breakdown



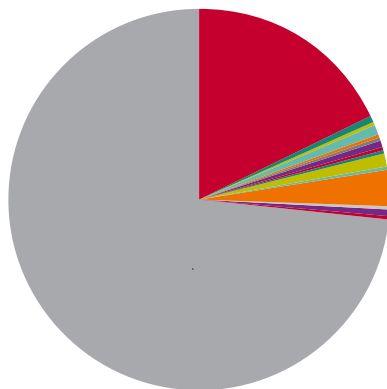
Demographics of People With Neurological Conditions Served

We're here to serve each patient with dignity and respect as a valued individual. Confidentiality, privacy and spiritual needs are always respected.

Every patient at our OSUWMC Outpatient Rehabilitation is evaluated and an individualized Plan of Care is developed for them in conjunction with their therapist(s). Within that plan, goals are set and agreed upon by the patient and their therapist(s) and a Predicted Outcome is established. In fiscal year 2020, more than half of our neurologic patients met their predicted outcome.

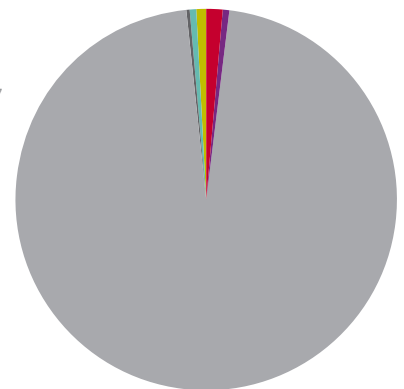
Race

- African American/Blk 208
- African Other 5
- Amer Indian/Alaskan 2
- Asian Cambodian 1
- Asian Chinese 9
- Asian Indian 3
- Asian Japanese 1
- Asian Korean 3
- Asian Other 9
- Asian Vietnamese 1
- Middle Eastern
- Northern African 4
- More than one race 12
- NTV Hawaiian/Pcf Island 3
- Other 35
- Refused to answer 5
- Somali 6
- Unknown (to patient) 3
- White 847



Ethnicity

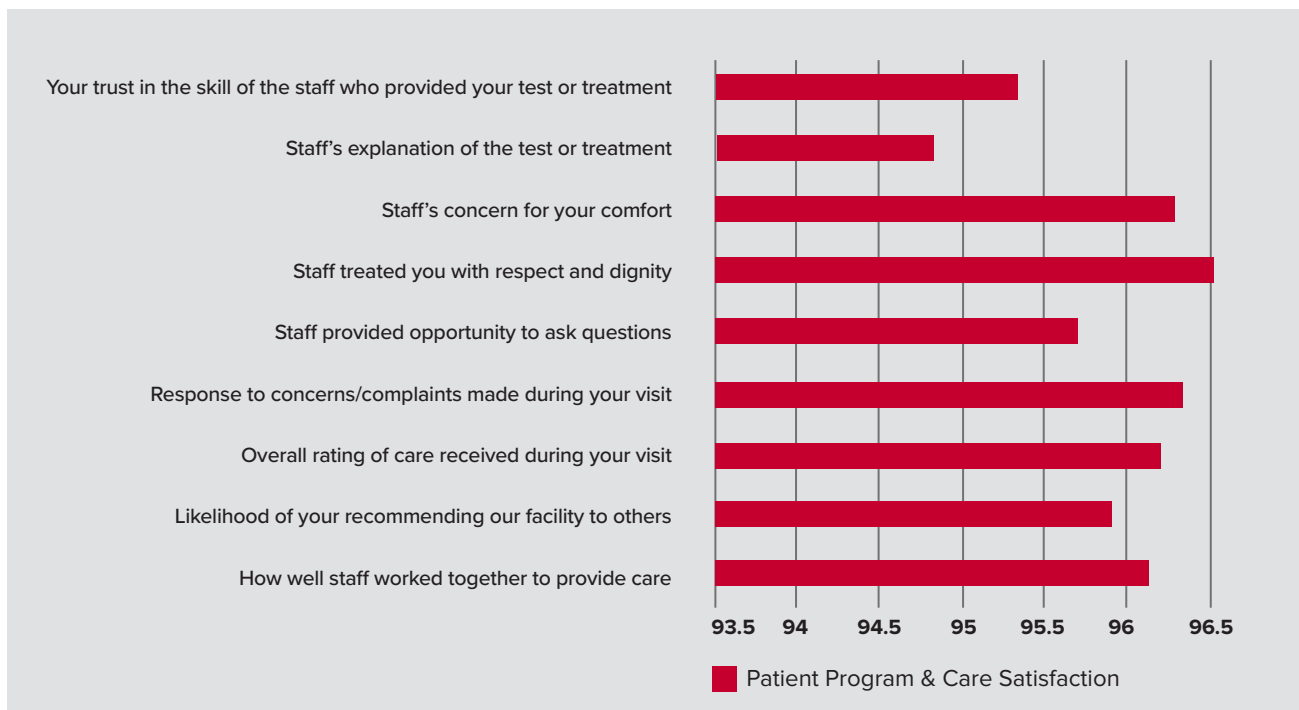
- Latino/Hispanic Other 18
- Mexican, Mexican-Ameri, Chicano 6
- Not Hispanic or Latino 1117
- Puerto Rican 2
- Refused to answer 5
- Unknown (to patient) 9



Age (Groups)	Count of Ages
18 - 40	333
41 - 65	497
66 - 85	290
86 and over	24
under 18	13
TOTAL	1,157

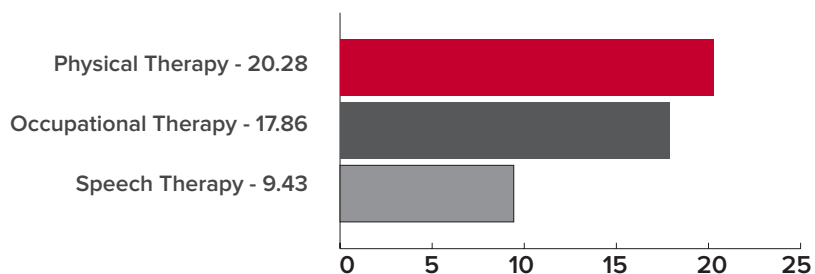
Gender	Count of Gender
Female	590
Male	567
TOTAL:	1,157

Patient Satisfaction



The number of therapy visits varies for every individual. These numbers are determined by diagnosis, goals, progress and insurance. Below are the averages for therapy visits by discipline (Physical Therapy, Occupational Therapy and Speech Therapy). As each patient is an individual, so are the respective number of treatment sessions that they will receive for an episode of care. Treatment sessions range from two (for things like establishing a home exercise program) to more than 100 (for a complex injury).

Average Number of Visits in FY20



During fiscal year 2020, we served patients from a majority of the 88 Ohio counties. and many surrounding states including Pennsylvania, New Jersey, Indiana, Virginia, West Virginia, and Illinois.

Number of Patients Served in OH Counties in FY20

0-3

ALLEN	2
BELMONT	2
CLERMONT	1
CLINTON	1
COBB	1
COLUMBIANA	1
COSHOCTON	2
CRAWFORD	2
DANE	1
DARKE	2
ERIE	1
FRANKLIN	1
FULTON	1
GALLIA	1
GREENE	2
GUERNSEY	3
HAMILTON	1
HANCOCK	3
HARDIN	1
HIGHLAND	2
HOCKING	2
HURON	2
JACKSON	3
KNOX	2
LAWRENCE	1
LUBBOCK	1
MAHONING	1
MERCER	1
MIAMI	3
PERRY	3
PREBLE	1
PUTNAM	1
SCIOTO	3
SENECA	1
VAN WERT	1
WAKE	1
WARREN	3
WASHINGTON	2
WAYNE	1
WYANDOT	1

4-7

AUGLAIZE	4
BUTLER	5
CHAMPAIGN	4
CUYAHOGA	6
FAYETTE	4
MADISON	6
MARION	6
PIKE	4
RICHLAND	4
SHELBY	4
STARK	4
SUMMIT	6

8-19

CLARK	10
LOGAN	10
MONTGOMERY	10
MUSKINGUM	12
PICKAWAY	10
ROSS	8
UNION	8

20-49

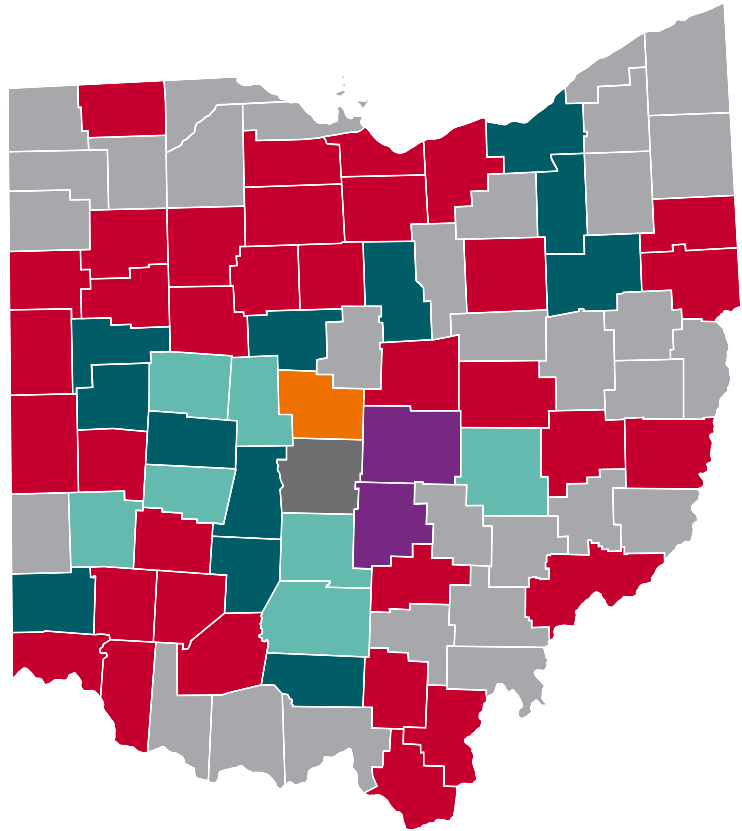
FAIRFIELD	26
LICKING	27

50 – 100

DELAWARE	58
----------	----

800 <

FRANKLIN	812
----------	-----



We look forward to continuing to care for you.



THE OHIO STATE UNIVERSITY
WEXNER MEDICAL CENTER